

PENINSULA FIREBOX

A unique showstopper for contemporary living rooms or any other open concept interior. The peninsula firebox breaks up the interior, creating two separate spaces with one fire feature.

ZERO CLEARANCE

NetZero Fire fireboxes are designed to provide the required clearances to combustible framing for complete design flexibility.

BEST BUILD QUALITY

NetZero burners and fireboxes have passed extensive tests carried out by the leading certification institutes. They're manufactured according to UL standards and are O-TL certified – meeting the most demanding safety and quality requirements.

PROTECTIVE DEFLECTOR

With the attached deflector you can cover the fire feature housing with combustible materials.

GLASS BARRIER

The dedicated tempered glass panel covers and stabilizes the flame.

CONTROL OPTIONS

Control the fire with the included remote, app on your smartphone or home automation system.



INCLUDED



INCLUDED



OPTIONAL



INTEGRATED CONTROL PANEL

This NetZero burner has an intuitive control panel with an LCD screen and inlet for automatic refilling.

AUTOMATIC BURNER

The automatic burner with patented BEV Technology® is the most advanced product in the industry, ensuring the cleanest burning process without any smoke, smell or ash. The flame is produced by combusting ethanol vapors and has no direct contact with the liquid fuel.

AUTOMATIC REFILLING SYSTEM

The automatic pump communicates with the device, delivering the necessary amount of fuel. There is no risk of overfilling the tank or spillage.

AVAILABLE OPTIONS Choose one of these packages to add design features that enhance and customize the NetZero Fire experience.

Ultimate LED and Premium LED Glass Barrier packages are available only with a NetZero firebox.




ULTIMATE LED

Go for maximum visual impact by adding both an LED-lit glass barrier and LED media floor plate to your fire feature.



PREMIUM LED FLOOR

Upgrade your fire feature with an array of beautiful LED lights that illuminate the media and complement your flames.



PREMIUM LED GLASS BARRIER

Surround your burner with a transparent glass barrier enhanced with full-spectrum LED lighting to create a sophisticated and dynamic look.



CLASSIC FLOOR

Create a look that's truly yours by adding decorative media such as glass, rocks and marbles.

BURNER SPECIFICATIONS

Fuel Tank Capacity	3.5 gallons
Burn Time	12 - 29 hours
Heat Output	10,000 - 24,000 BTU
Fuel Type	Bioethanol 86 - 96.6%
Burner Weight	64 lbs
Minimum Room Cubature	4,800 ft ³
Flue	Not required
Air Change Rate	1 space per volume per hour
Electrical Connection	115V, 60HZ, min. 15A dedicated breaker
Finish	Black powder coating
Application	For indoor use only
Flame Height Regulation	6 stages

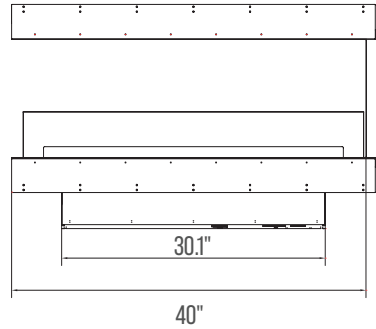
FRAMING DIMENSIONS

W (in)	W1 min (in)	W2 max (in)	D (in)	D1 max (in)	H (in)	H1 min (in)
42"	30"	6"	16"	2"	27-1/2"	9"

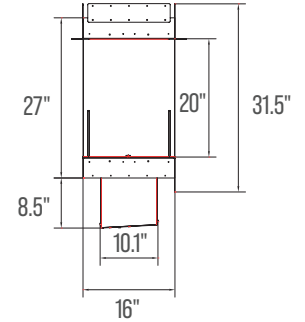
FIREBOX DIMENSIONS

For installation specifications and required clearances to combustible materials, refer to the installation manual.


Front View



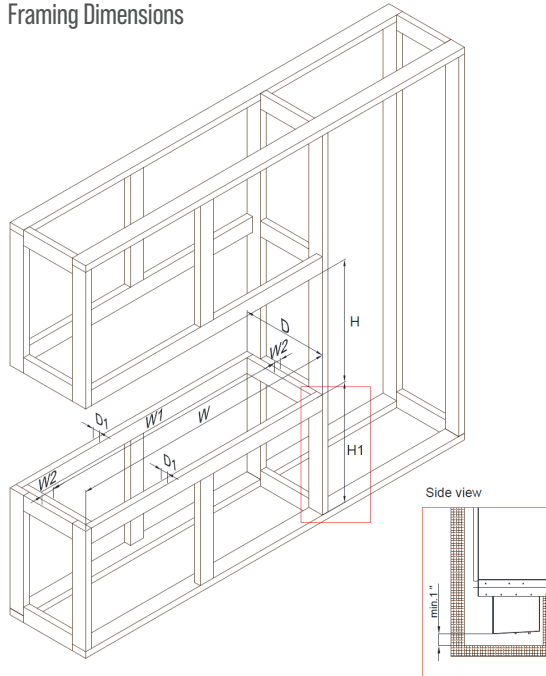
Side View



Top View



Framing Dimensions



CUSTOM LENGTHS ARE AVAILABLE



Don't be afraid to go beyond standard designs. To live up to the most demanding requirements, we can create a NetZero burner and fire line in any length to meet the expectations of individual clients. Lead time varies depending on length and complexity.

Manufactured to UL Standards | O-TL Certified 

NetZero is a distributor of these products, which are designed and manufactured by Planika SP S O O. THERE ARE NO WARRANTIES WHICH EXTEND BEYOND THE DESCRIPTION ON THE FACE HEREOF AND SUPPLIED MANUALS. IMPLIED WARRANTIES OF MERCHANTABILITY, IMPLIED WARRANTIES OF FITNESS, IMPLIED WARRANTIES OF WORKMANSHIP AND OTHER IMPLIED WARRANTIES ARE EXCLUDED BY NETZERO.